



MODEL XABD-2 EXTRUDED ALUMINUM BACKDRAFT DAMPER

Standard Construction:

- Frame:** .070 (1.8 mm) extruded aluminum.
- Blades:** .052 (1.3 mm) extruded aluminum.
- Bearings:** Nylon.
- Axles:** 3/16" (4.8 mm) dia. nylon.
- Seals:** Vinyl blade seals.
- Linkage:** Heavy gauge aluminum brackets with aluminum linkage bar.
- Finish:** Mill aluminum.

Minimum Damper Size: Single Blade - 6"w x 6"h
(152 mm x 152 mm)

Maximum Damper Size: Single Section - 40"w x 52"h
(1015 mm x 1321 mm)

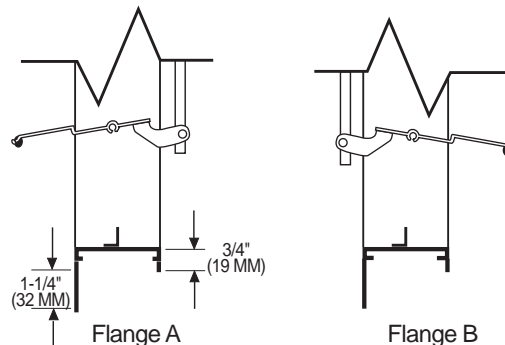
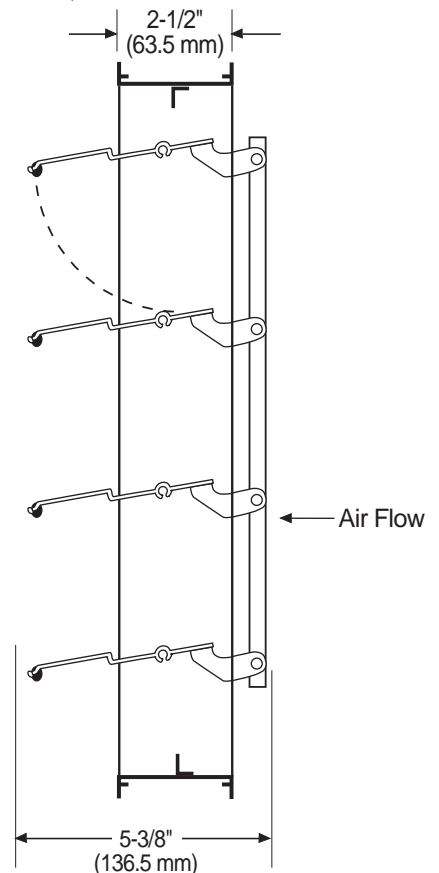
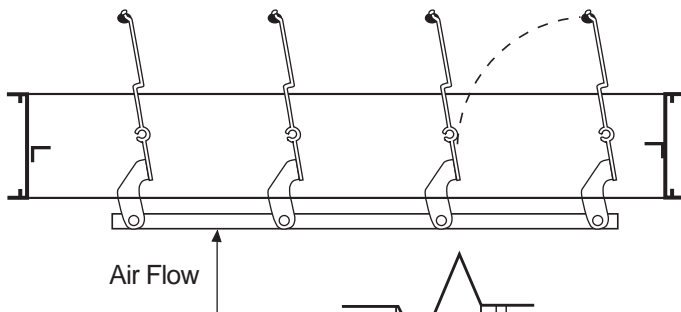
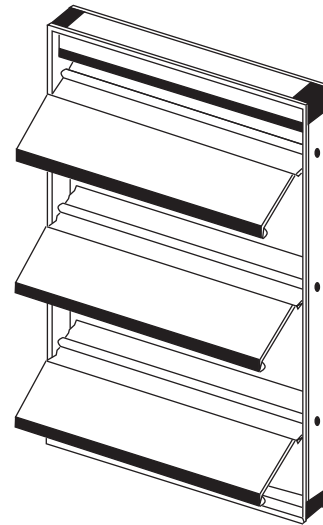
Maximum Velocity: 2500 fpm

Options:

- Counterweight:** Assist or Retard
- Flange:** 1-1/4" (32 mm) Flange frame (front or rear)
- Operators:** Electric motor operators
- Mounting:** Horizontal mount (up blast only)
- Finish:** Special finishes

- Notes:**
 - All dampers are fabricated 1/4" under listed size unless specified "actual or exact".
 - Dampers must be installed square and free from racking.

Special Note: NCA recommends that the damper should be located at a minimum distance equal to half of the fan diameter Away From the Fan Discharge.



XABD-2 - 10-06

Specifications are correct at time of printing. However, as part of our 'continuous improvement program,' we reserve the right to make further improvements without notice.

© 2006 NCA Manufacturing

Project:

Contractor:

Location:

Address:

Architect:

P.O. Number:

Engineer:

Date:



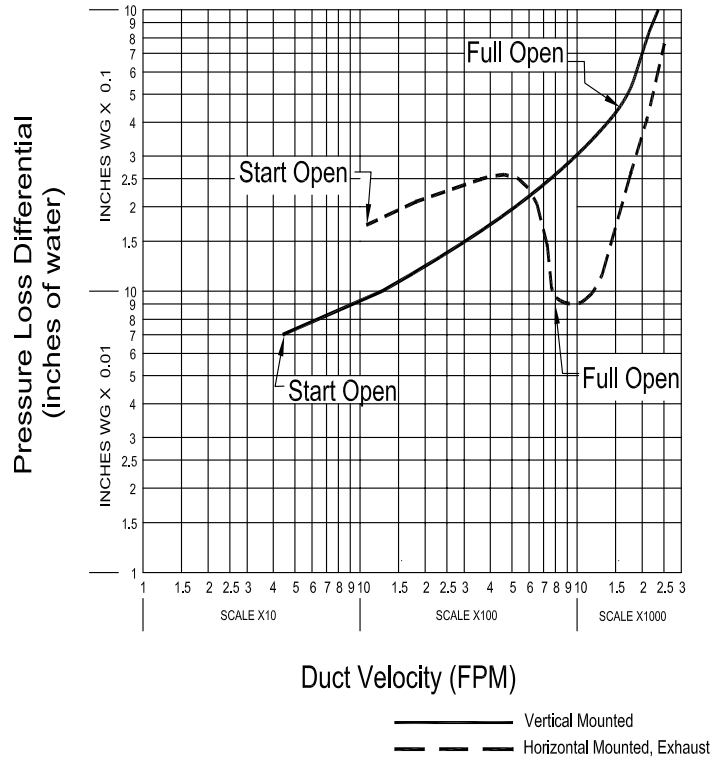
*MODEL XABD-2
EXTRUDED ALUMINUM BACKDRAFT DAMPER*

PERFORMANCE DATA

© 2006 NCA Manufacturing

The following performance data and tables are developed from testing a 24" x 24" XABD-2 Backdraft Damper in accordance with AMCA Standard 500 using figure 5.5 (vertical mount, no ductwork upstream or downstream). The data represented has been corrected to represent standard air density, .075 lb/ft³. Testing to AMCA standard 500 is preformed under laboratory conditions. Actual field and environmental conditions may exist that will not allow the dampers to perform and operate in this manner. Horizontal mounted dampers may require higher flows and create larger pressure drops. The XABD-2 has extruded aluminum frame and blade and is recommended for velocities up to 2500 fpm.

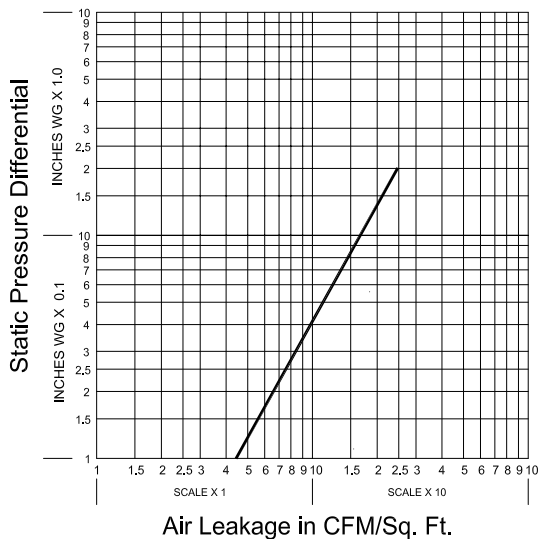
PRESSURE DROP



Position Data

Blade Position	Pressure Drop (in. wg)	Velocity (fpm)
5% Open	0.07	45
25% Open	0.15	325
50% Open	0.25	800
75% Open	0.40	1400
100% Open	0.45	1625

Leakage



Free Area

Height (Inches)	Width (Inches)								
	6	12	16	20	24	28	32	36	40
6	0.07	0.19	0.26	0.34	0.41	0.49	0.56	0.63	0.71
12	0.20	0.51	0.72	0.92	1.13	1.33	1.53	1.74	1.94
16	0.31	0.77	1.07	1.38	1.69	2.00	2.30	2.61	2.92
20	0.41	1.02	1.43	1.84	2.25	2.66	3.07	3.48	3.89
24	0.51	1.28	1.79	2.30	2.82	3.33	3.84	4.35	4.86
28	0.61	1.54	2.15	2.76	3.38	3.99	4.61	5.22	5.84
32	0.72	1.79	2.51	3.23	3.94	4.66	5.38	6.09	6.81
36	0.82	2.05	2.87	3.69	4.51	5.32	6.14	6.96	7.78
40	0.92	2.30	3.23	4.15	5.07	5.99	6.91	7.83	8.76
44	1.02	2.56	3.58	4.61	5.63	6.66	7.68	8.70	9.73
48	1.13	2.82	3.94	5.07	6.20	7.32	8.45	9.58	10.70
52	1.23	3.07	4.30	5.53	6.76	7.99	9.22	10.45	11.68

XABD-2 - 10-06