



# CEILING DAMPER SQUARE AND RECTANGULAR

## Models:

- CD-S/R:** Square or rectangular butterfly-type (non-asbestos) for "over diffuser neck" installation.
- CD-S/R-A:** Same as CD-S/R with adjustable volume controller.



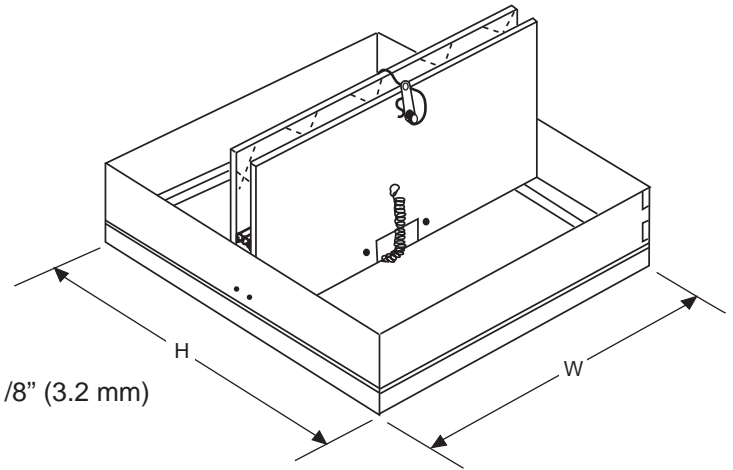
LISTED AND LABELLED BY:



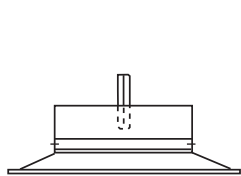
DESIGNED AND TESTED IN ACCORDANCE WITH UL-555C AND ULC-S112.2. MEETS ALL NFPA-90A REQUIREMENTS FOR FIRE DAMPERS.

## Standard Construction:

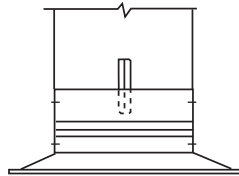
- Frame:** Roll formed, 22 ga. galv. steel.
- Blades:** 22 ga. galv. steel.
- Thermal Blanket:** Non-asbestos, ceramic blanket.
- Spring:** Corrosion resistant steel spring.
- Fusible Link:** Replaceable 212°F standard. Others available.
- Finish:** Mill galvanized.
- Sizes:** Minimum 4"w x 6"h (101 mm x 152 mm)  
Maximum 22"w x 22"h (558 mm x 558 mm)
- UL/ULC Listing:** 3-4 hours.



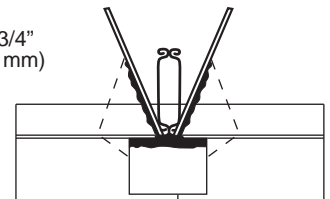
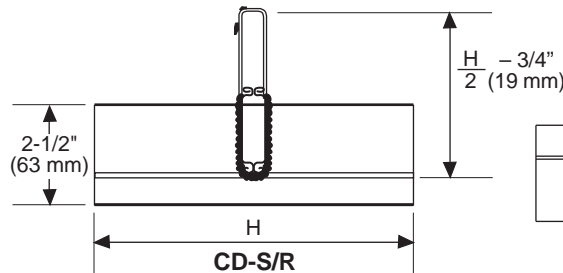
Note: Dampers not specified "Actual Size" will be sized 1/8" (3.2 mm) under nominal.



For ductless installations directly over diffuser neck order "actual size" damper.



For installation inside ducts, order "nominal size" (i.e. actual size of duct minus 1/8") (3.2 mm) damper.



CD-S/R-A

## SUGGESTED SPECIFICATION

Square and rectangular butterfly ceiling dampers shall be by NCA Manufacturing. Ceiling dampers shall bear the Underwriters Laboratories label and be rated for both steel duct and flex duct installations. Ceiling dampers shall have been investigated by Underwriters Laboratories for use in lieu of a hinged door type damper as defined in UL 555C. Note that ceiling dampers covered by this scheme are only intended for use in those UL fire resistive designs that indicate the use of a hinge door type damper in the design. No external damper supports shall be required for ceiling dampers. Ceiling dampers shall be of the non-asbestos type and be furnished with a fusible link, 165°F or 212°F (74°C or 141°C) (specifier select one). Curtain fire dampers are not permitted.

## Manufacturer's Recommendations

All moving parts of the damper must be inspected and cycled once the first year and at intervals not greater than every 4 years after or in accordance with the latest edition of NFPA 90A, 92A, local and national codes. In addition, the fuse link shall be removed and inspected for corrosion. Dry lubricants are recommended.

Specifications are correct at time of printing. However, as part of our 'continuous improvement program,' we reserve the right to make further improvements without notice.

© 2007 NCA Manufacturing

CD-S/R(-A) 09-06 (CD-SQUARE-RECTANGULAR)

Project:

Contractor:

Location:

Address:

Architect:

P.O. Number:

Engineer:

Date: