



*CEILING DAMPER
APPROVED FOR WOOD AND GYPSUM CEILINGS
SQUARE AND RECTANGULAR*

Models:

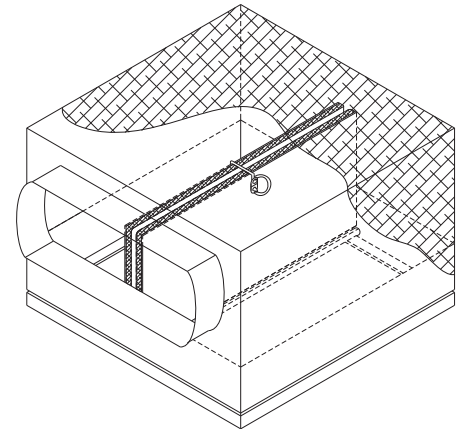
- CD-S/R-HC:** Square or rectangular butterfly-type (non-asbestos).
- CD-S/R-HC-A:** Same as above with adjustable volume controller.

Standard Construction:

- Frame:** Roll formed, 22 ga. galv. steel.
- Blades:** 22 ga. galv. steel.
- Thermal Blanket:** Non-asbestos, ceramic blanket.
- Spring:** Corrosion resistant steel spring.
- Fusible Link:** Replaceable 212°F standard.
- Sizes:** Minimum 4"w x 6"h (101 mm x 152 mm)
Maximum 16"w x 12"h (406 mm x 305 mm)
- UL/ULC Listing:** 1 Hour.
- Mounting Angles:** Factory supplied or field fabricated.



DESIGNED AND TESTED IN ACCORDANCE WITH UL-555C AND ULC-S112.2. MEETS ALL NFPA-90A REQUIREMENTS FOR CEILING DAMPERS.

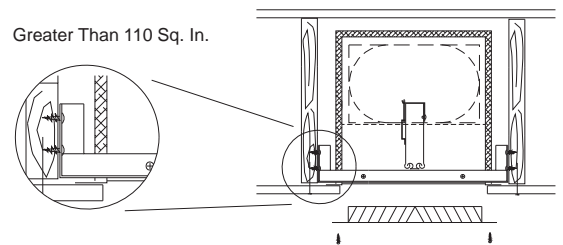
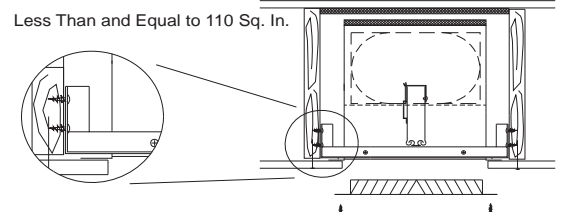


Dampers less than 110 sq. in. are shipped without gypsum installed on damper. Gypsum shall be field supplied for damper and ceiling.

Dampers greater than 111 sq. in. are shipped with insulation factory installed.

APPLICATION

These dampers have been approved for, but not limited to, wood joist systems incorporating gypsum wall board ceilings. Designs specifically tested pertain to UL L501, L502, L503, L506, L507, L508, L512, L513, L514, L515, L516, L517, L519, L522, L523, L524, L533, L545 designs and the ULC M500 design, but are not limited to them. New UL ceiling designs are constantly being added. Refer to the UL Fire Resistance Directory for currently approved listings. These ceiling damper models may be substituted into any UL design which incorporates a hinge door type damper as outlined in the UL Fire Resistance Directory. Standard ceiling radiation dampers approved for use in place of hinged door dampers are not acceptable.



SUGGESTED SPECIFICATION

Ceiling dampers shall be NCA Manufacturing models: CD-S/R-HC. The dampers shall bear the UL label identifying them to be approved for use in a UL ceiling design LXXX. Dampers shall be listed in the UL Fire Resistance Directory as being approved for use in the submitted ceiling being installed. These ceiling dampers shall be installed per the manufacturer's installation instructions which were approved by Underwriter's Laboratories. Approved dampers from other agencies are not permitted for approval on a UL system. Standard ceiling radiation dampers approved for use in place of hinged door dampers are not acceptable.

Manufacturer's Recommendations

All moving parts of the damper must be inspected and cycled once the first year and at intervals not greater than every 4 years after or in accordance with the latest edition of NFPA 90A, 92A, local and national codes. In addition, the fuse link shall be removed and inspected for corrosion. Dry lubricants are recommended.

Specifications are correct at time of printing. However, as part of our 'continuous improvement program,' we reserve the right to make further improvements without notice.

© 2007 NCA Manufacturing

CD-S/R-HC 09-06 (CD-SR-HC)

Project:	Contractor:
Location:	Address:
Architect:	P.O. Number:
Engineer:	Date: