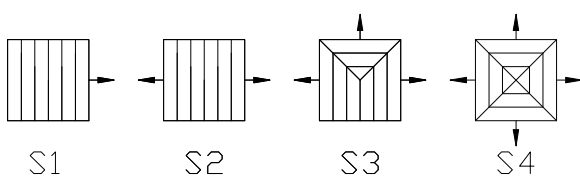
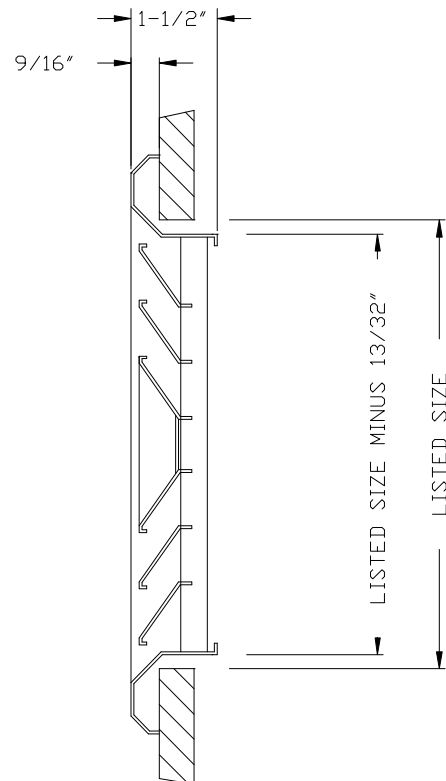
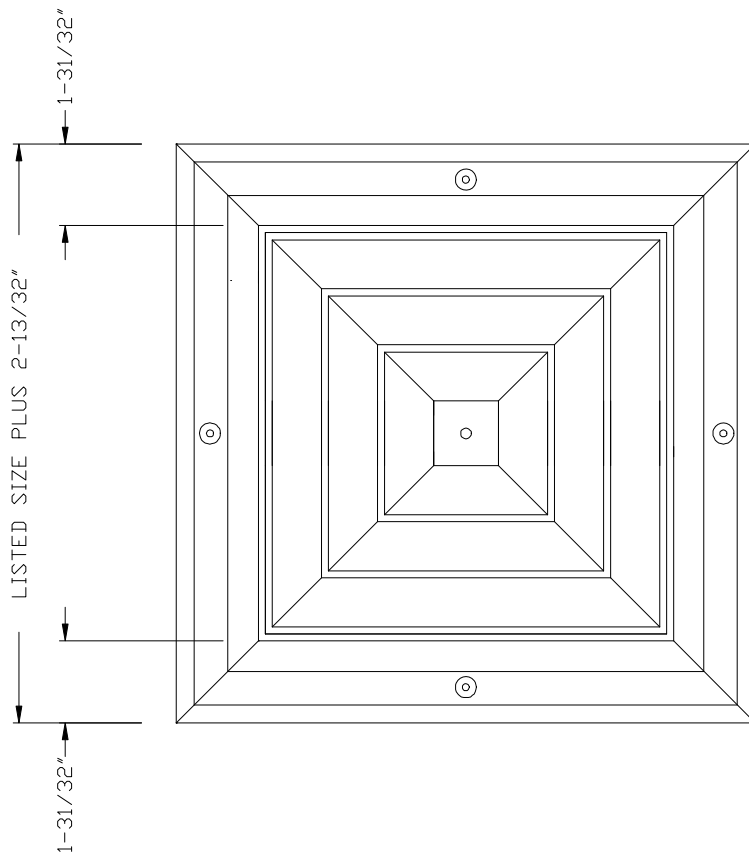


MODEL 5200 – LOUVER FACE CEILING DIFFUSER – FACE ONLY
5200-1 – FLUSH FRAME
5200-2 – BEVEL FRAME

1. EXTRUDED ALUMINUM CONSTRUCTION
2. FACE/FRAME ONLY
3. REMOVABLE CORE
4. FOR NO SCREW HOLES ON FACE – ORDER AS 5200 NSH
5. WHITE (W) FINISH



5200							
Height	Width						
	6"	8"	10"	12"	14"	16"	18"
6"	X						
8"		X					
10"			X				
12"				X			
14"					X		
16"						X	
18"							X

Submittal No. 5200

Revision:

Date: 07/07/2010

Submitted by:

Date submitted: