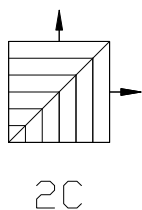
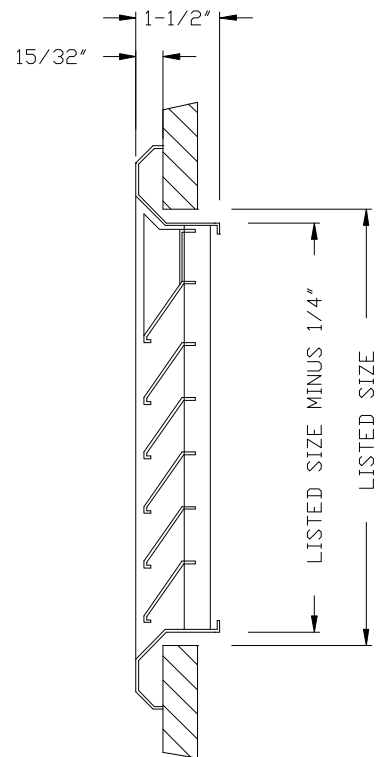
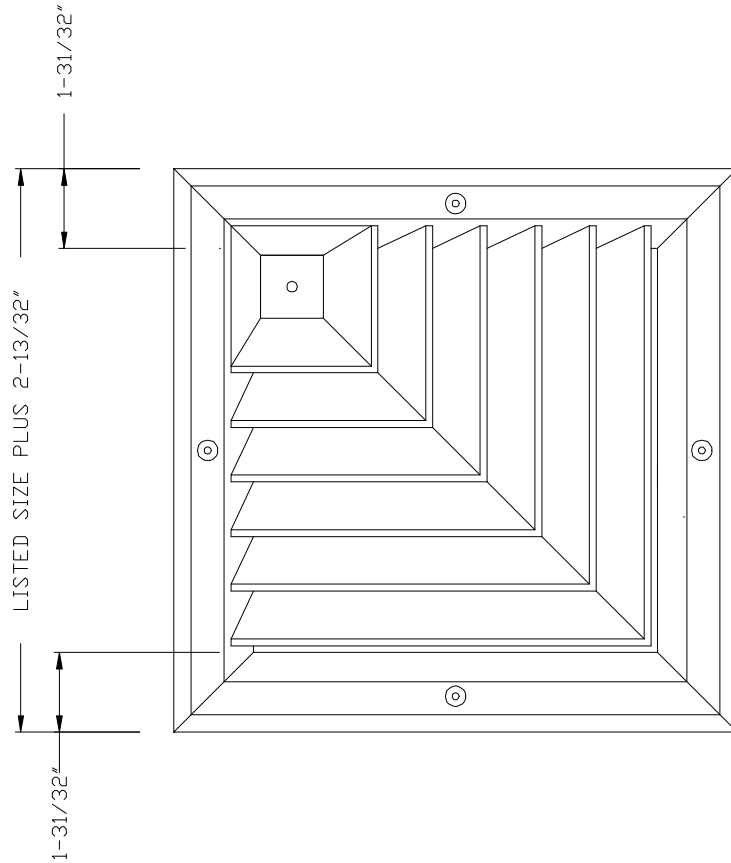


**MODEL 5200-2C – LOUVER FACE CEILING DIFFUSER – FACE ONLY, TWO WAY CORNER**
**5200-2C-1 – FLUSH FRAME**
**5200-2C-2 – BEVEL FRAME**

1. EXTRUDED ALUMINUM CONSTRUCTION
2. FACE/FRAME ONLY
3. REMOVABLE CORE
4. FOR NO SCREW HOLES ON FACE – ORDER AS 5200-2C NSH
5. WHITE (W) FINISH



5200-2C							
Height	Width						
	6"	8"	10"	12"	14"	16"	18"
6"	X						
8"		X					
10"			X				
12"				X			
14"					X		
16"						X	
18"							X

Submittal No. 5200-2C

Revision:

Date: 07/07/2010

Submitted by:

Date submitted: